


Applying to competitive UK universities



Why consider the UK?

- World class education
- Expert teachers and lecturers
- Superb facilities and resources
- Supportive environment
- Fulfilling student experience
- Excellent employment prospects



What do they look for?

- Genuine subject interest
- Good 'fit' between applicant and course
 - Teaching style
- Academic ability and **potential**
 - Academic curiosity
 - Focus and determination
 - Ability to learn independently
- Vocational commitment (where appropriate)



The four R's...

Right
subject

Excellent
academic
record

Read and
think
critically and
analytically

Right
teaching
style



Application process

① Choose your course

② Choose a College or open application

③ Check admission test arrangements

④ UCAS application (usually 15 October)

⑤ SAQ (usually 22 October)

⑥ Submit written work and/or take admission test


⑦ Interview (December)

⑧ Decision (January)






Key information used in selection

- Academic record
- UCAS teachers' reference
- UCAS personal statement
- Tests/assessments
- Submitted work
- Performance at interview (if interviewed)



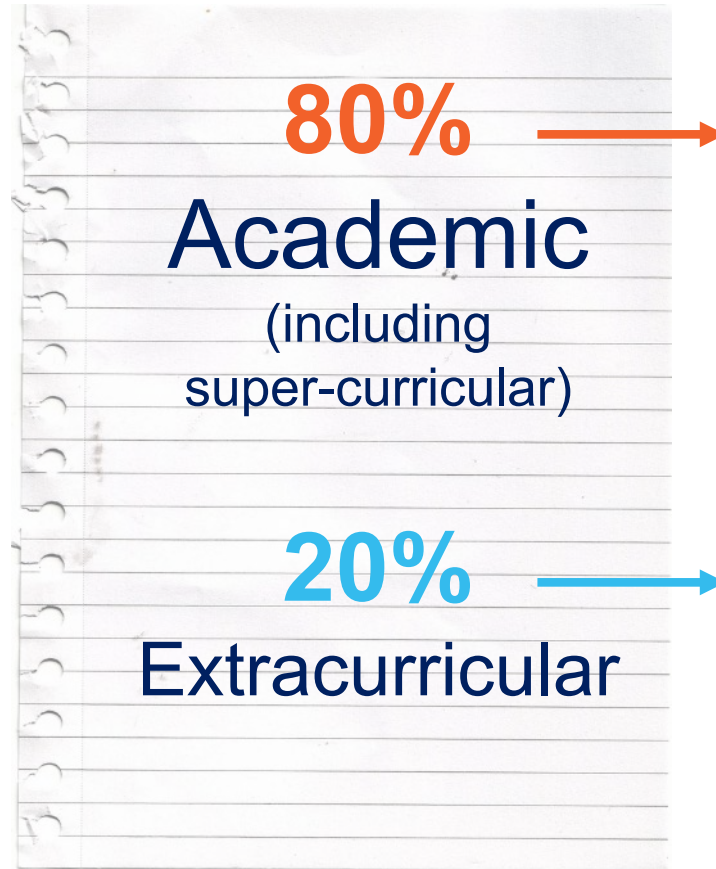


Personal Statement -

- Up to 4,000 characters (this includes spaces) or 47 lines of text (this includes blank lines)
 - Allows you to:
 - Explain why you want to study that course
 - Demonstrate your motivation and commitment
 - Make a good first impression
 - Focus on academic personality
 - May provide content for discussion at interview
- 
- 
- 

Personal statements

- ✓ Plan it first
- ✓ Sell yourself
- ✓ Check spelling
- ✓ Check grammar
- ✓ Be honest
- ✓ Be reflective



- ☐ Why do I want to study this course?
- ☐ Current studies
- ☐ Outside reading
- ☐ What have I watched/ listened to/ visited
- ☐ What have I learned or formed an opinion on
- ☐ Work experience if required or relevant
- ☐ Extracurricular activities should focus on transferable skills



Top tips

- Use your own insights and personal experiences to stand out
- Does each section back up your claim that you wish to pursue your chosen course at university?
- Interrogate the draft: What does this tell me? What was the impact? Is the evidence too brief....are opportunities being missed? Is it overwritten?
- If it doesn't relate to being a successful university student: cut it. Don't afraid to be brutal.



Admissions tests

Check admission
assessment
arrangements



Register by the deadline

Look at syllabus online

Practice under timed conditions

Understand the inevitable
challenge

Resources freely available




Tests stretch and challenge you.
We want to see your potential.



Interviews: format

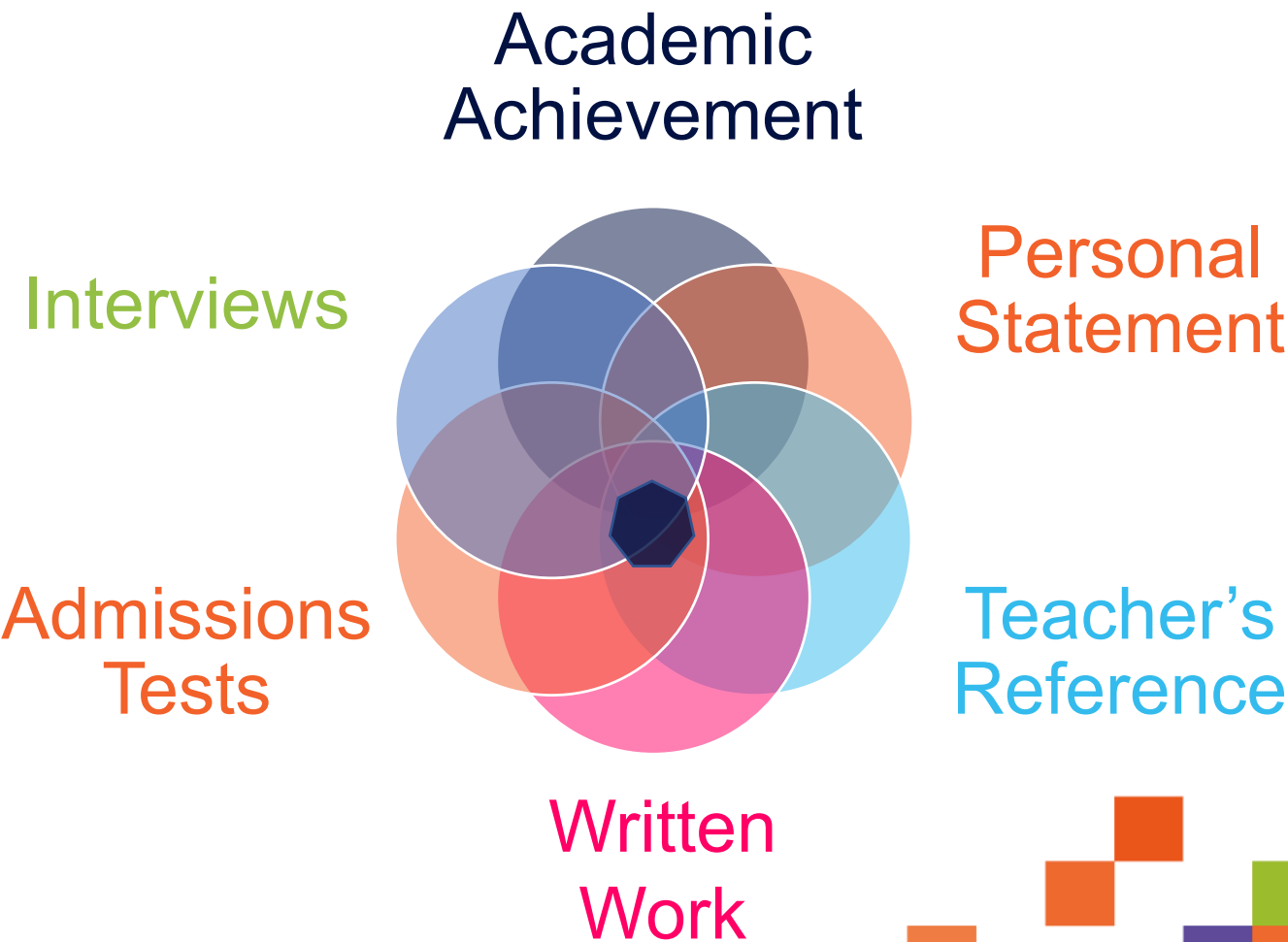
- Problem-solving scenarios and discussion relevant to the course applied to
- Interactive assessment of
 - Interest
 - Aptitude
 - Core knowledge and technical skills
 - Capacity to learn from mistakes and to listen in discussion
- See university websites for information and films about interviews



Interviews: what to expect

- Focused and challenging questions
- New approaches to existing knowledge
- Prompting from interviewers and questions from you
- Interviews usually cover
 - Academic work
 - Reading and other super-curricular exploration
 - Subject-related wider awareness
 - 'Prompt' material
- ***No hidden agenda, no trick questions, not the final hurdle***

Decisions



Explore your interests...



ACCESS TO FURTHER
mathematics



+plus
magazine



BBC
RADIO
92-95 FM
4



TED
IDEAS WORTH SPREADING



LIBRARY
CONGRESS



BBC
iWonder



Future
Learn



History Today
Exploring the
Origins of Islam



J
STOR





The British
Museum



nature
Biochemical networks
Mapping the metabolic web of life



UCAS



The
Economist





NewScientist
Free will
The pursuit of happiness



BMJ
British Medical Journal



A decorative pixelated pattern in the top-left corner of the slide, featuring a grid of orange squares with occasional squares in light blue, dark blue, and light green.

Thank you!

A decorative pixelated pattern in the bottom-right corner of the slide, featuring a grid of orange squares with occasional squares in light blue, dark blue, and light green.